

# Footpath Reseal Guidelines

The objective of this guideline is to provide a clear and consistent approach to resealing the footpath and property accesses in CoL municipality.

This guideline is only applicable when footpaths are being resealed as part of the footpath reseal program.

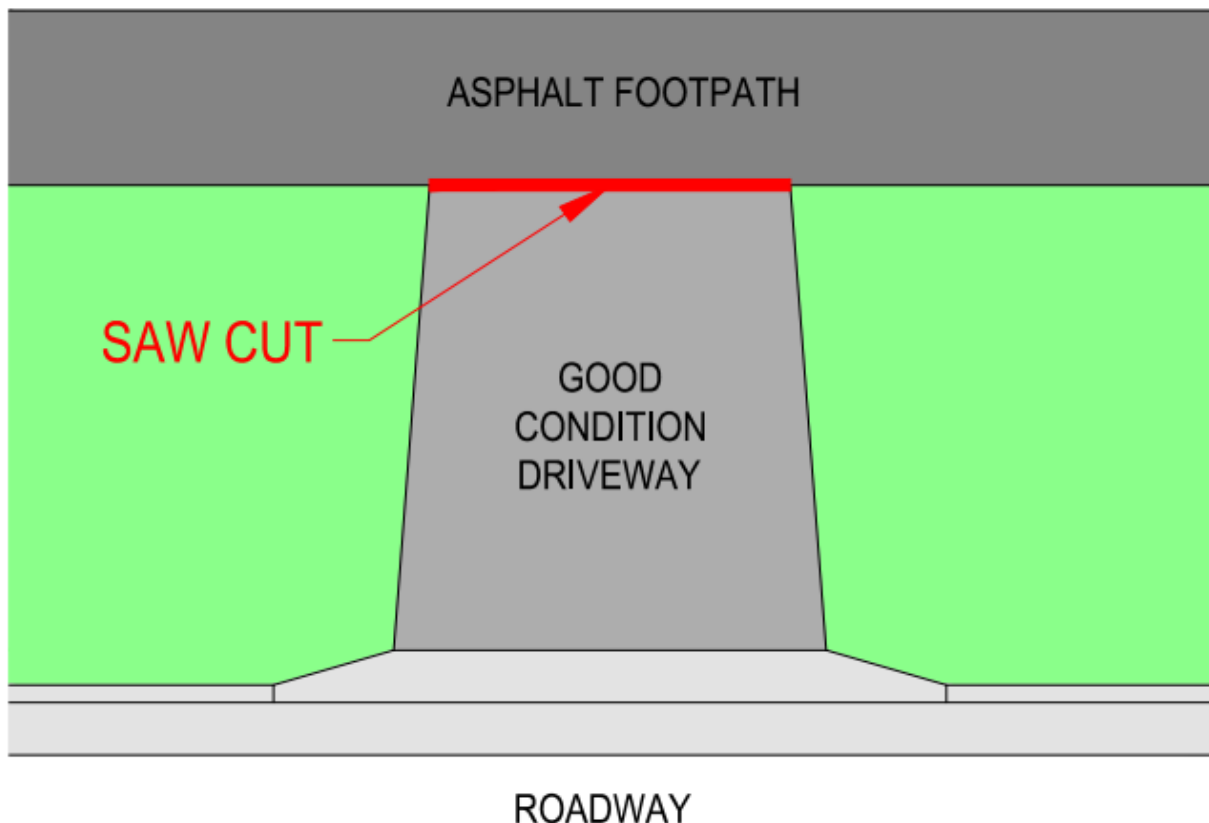
Outlined are a number of different scenarios that CoL has encountered and how to appropriately treat them.

Project Delivery is to determine the condition of the driveway and decide which treatment is appropriate.

Notwithstanding the above, Project Delivery reserves the right to extend the scope of works where required, to correct footpath cross falls.

Project Delivery is to carry out all notifications in the form of letter drops.

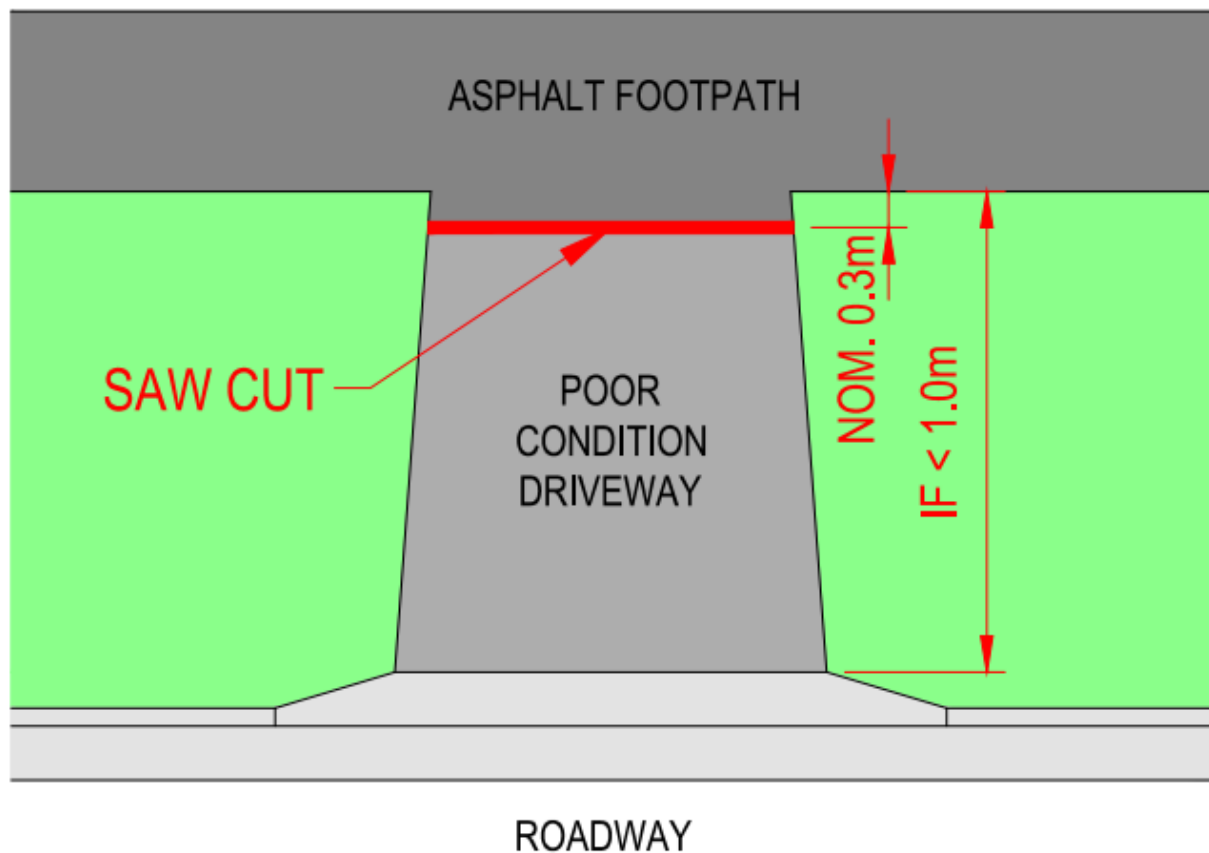
## Asphalt Driveway - Good Condition



**Treatment:** Council will reseal the footpath regardless of the driveway condition.

If the footpath is located adjacent to the back of kerb, the same treatment is to be used.

## Asphalt Driveway - Poor Condition



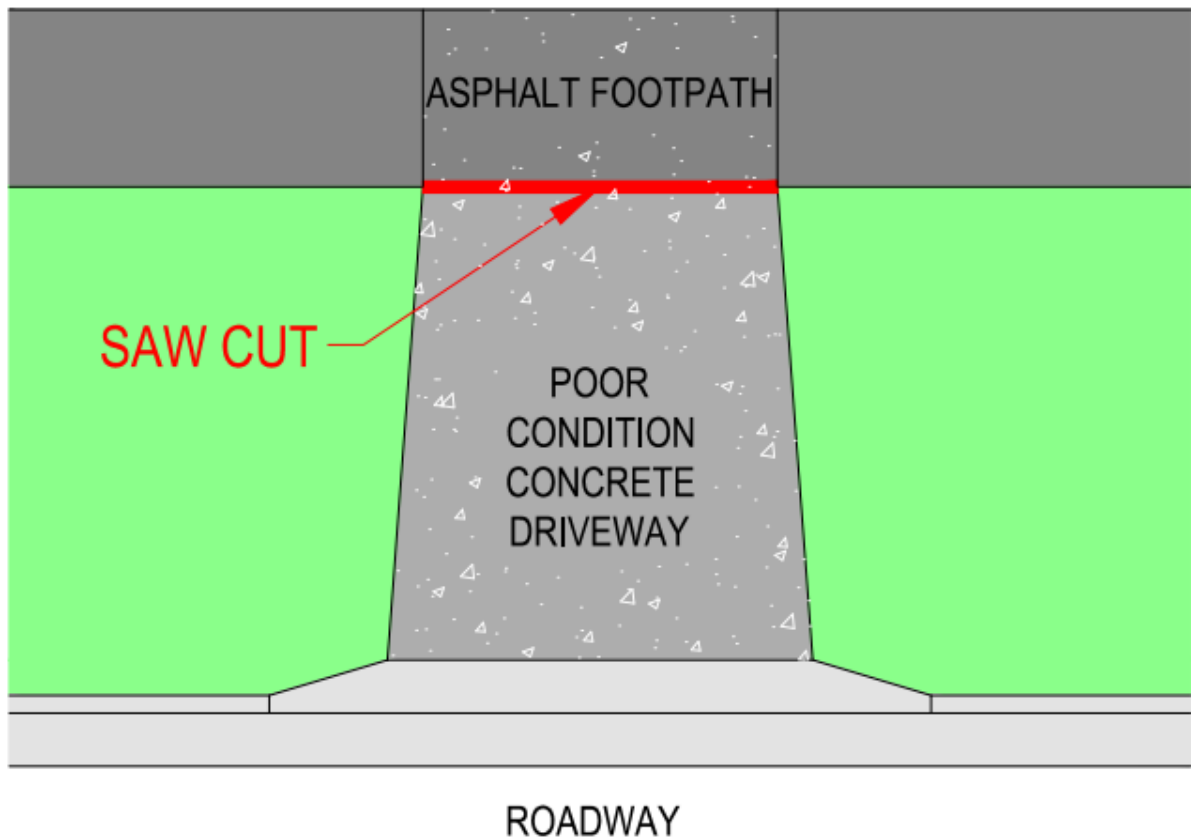
**Treatment 1:** When the driveway is in poor condition, the driveway is to be saw cut nominally 0.3m from the line of the footpath and the new asphalt extended to the sawcut line. The 0.3m saw cut offset is to minimise asphalt fretting extending into the new footpath.

**Treatment 2:** If the distance from the back of the crossing to the footpath is less than 1.0m, this area is to be stripped and resealed. (The saw cut is therefore not required)

If the distance from the back of the crossing to the footpath is greater than 1.0m, treatment 1 is to be used.

If the footpath is located adjacent to the back of kerb, Treatment 1 is to be used.

## Concrete Driveway - Poor Condition / Asphalt Footpath

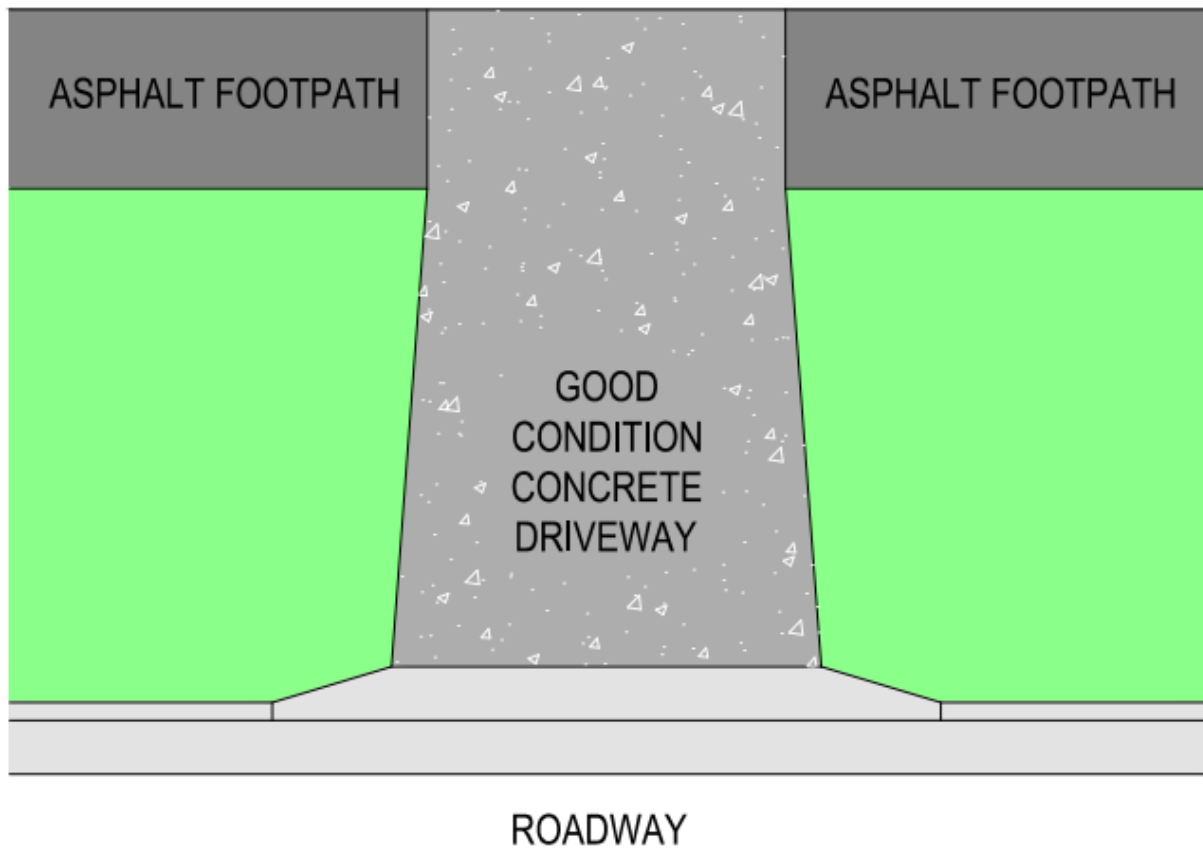


**Treatment:** When the concrete driveway is in poor condition, it is to be saw cut on the footpath alignment and replaced with a new asphalt footpath.

If the footpath is located adjacent to the back of kerb, this same assessment is to be used

Note: The assessment of the concrete driveway is limited to the area shared as footpath and driveway. The concrete shared area will only be replaced if a safety issue is identified with the condition of the concrete.

## Concrete Driveway - Good Condition / Asphalt Footpath



**Treatment:** when the shared section of the concrete driveway is in good condition, reseal the footpath up to either side of the driveway ensuring the concrete driveway does not get damaged.

If the footpath is located adjacent to the back of kerb, the same assessment is to be used.